

THERMAGLAZE

FEELS LIKE HOME

“Ask for it by name”

SLIM-JIM

BETTER QUALITY

FITTED **BETTER**



“


A friendly no-pressure sales team, time to browse and discuss products in their showroom, simple ordering process and good communications by phone and email, confirmed by post. Friendly, careful surveyor who ensured that the right product was constructed for us and a very professional, patient, tidy and cheerful installer whose work we will be impressed by every time we come home. We would thoroughly recommend Thermaglaze and the products they have fitted to our home. Thanks team!

”

The elegant, slim framework of our exclusive Slim-Jim uPVC window system allows more light to flood into your home.

The ultra slim sightlines provide a much greater glass area than current standard casement windows and are perfectly suited to both modern and traditional houses.

LESS FRAME — MORE LIGHT



"I have always been more than satisfied with the work Thermaglaze has done for me over the last twenty years."

ONLY
AVAILABLE
FROM
THERMAGLAZE

About Our Slim-Jim

We realised there was a need for special ultra-slim Window.

SO, here we introduce you to "OUR" very own Slim-Jim window system, only available from Thermaglaze.

This window is ideal for so many applications..

Perfect when more light and less frame is required such as a cottage where windows can often be small.

For modern, contemporary properties where smooth slim sightlines are required to give that crisp cut look.

To replace or in preference over aluminium windows as it offers a similar slim sightline to aluminium with a vast range of colour finishes but at a more competitive cost than aluminium.

Mullion windows where they are often narrow, in fact any property where more light and less frame is important.

Or simply when a slimmer profile is your preference.

This window is not available anywhere else, why not ask to see it!

EXCLUSIVE AND UNIQUE


Our exclusive Slim-Jim window system is defined by its stunning ultra slim sightlines. Slender and elegant, they allow for a greater glass area and give a more refined look to any property – whether it is of traditional or contemporary design.

The increased glass area of our Slim-Jim windows allows your room to be flooded with significantly more natural light, creating a warm and airy home environment for you and your family.

You'll be amazed by the difference that the slimmer frames can make to the ambience of your home!

This sleek window style is ideal for both modern and traditional properties. Depending on the style and size, as much as **12% more light** can be gained through our Slim-Jim windows, compared to other typical uPVC systems.

Our engineered Slim-Jim Windows are designed to fit with any typical British home. The aesthetic design ensures that your windows will enhance the look of your property, rather than detract from its overall appearance.

A two-story house with a light-colored stone or brick facade. The house features several white-framed windows and a large set of white-framed glass doors on the ground floor. The roof is dark grey with several skylights. The house is set against a blue sky with some clouds. The image is part of a promotional graphic with orange and teal geometric shapes overlaid.

“You were able to offer us a slimline frame which matched the original windows and look more stylish than the thicker uPVC frames.”

KEY FEATURES

Energy Efficient

Our Slim-Jim windows are extremely energy efficient, and have been awarded an energy index rating of **‘A+’**.

Its impressive energy rating guarantees that your home stays warm and dry all year round, and in the process, helps to cut the cost of your household bills.

Exceptionally Safe

We source and install the highest quality products and materials, giving you that peace of mind that your home and family are safe and secure. We never cut corners, and we do not compromise on safety when it comes to our exclusive Slim-Jim window range.

Bespoke Design

As with every project we undertake, our team of glass and glazing experts are on hand to help you design a bespoke window to suit your property’s style. We can tailor your new Slim-Jim windows to create either a modern or established look. Our exclusive Slim-Jim windows are also available in a whole range of colours to suit any property.

DID WE
MENTION IT’S
ONLY AVAILABLE
FROM
THERMAGLAZE

Weather Resistance

Your new Slim-Jim windows will be completely draught proof and watertight.

The Slim-Jim profile is produced with all weather bubble gaskets (seals), fused to both the inner and outer frame section.

The bubble gaskets are hollow and offer greater compression and remain in-line with the profile for a neater appearance. They are fused to the profile, which means they can never shrink back, reducing the chance of leaks or unpleasant draughts in your home.

ULTIMATE WEATHER RESISTANCE

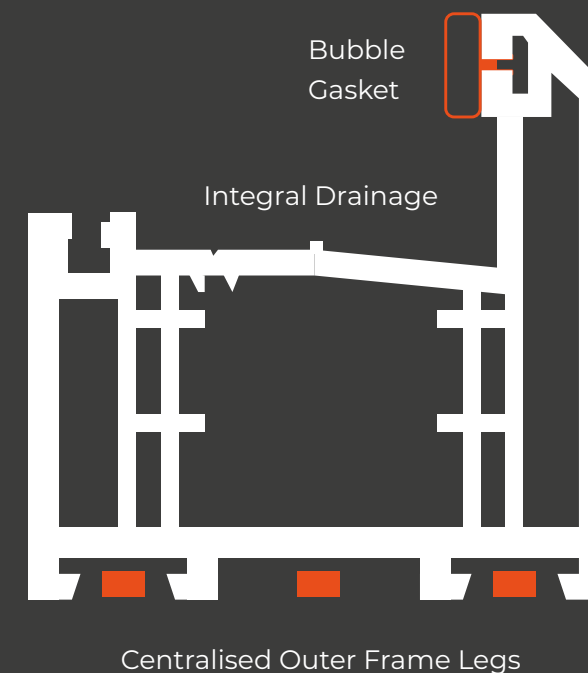
Integral Drainage

To enhance the weather resistance further, our Slim-Jim system is fabricated with a purposely built drainage system. This directs any water penetration away and towards the external drainage route.

Quality Assurance

Naturally, you want to be assured that the quality of the installation will match the quality of the products. As a CERTASS registered company we work with an agreed code of practice, which includes a full understanding of the building regulations and the other CERTASS requirements.

Prior to your installation, a full and accurate survey will be carried out. The survey will ensure that your desired style of window will combine effectively with your home.





ENHANCED SECURITY FEATURES

Optimised Security

Security is of great importance to you, your home and your family. You can be confident that our Slim-Jim products provide maximum security.

Shootbolt Locking System

Our Slim-Jim windows are fitted with a Shootbolt Locking System, which utilises a Shootbolt Espagnolotte gearbox; this is manufactured from ferritic stainless steel. It's so secure that the locking mechanism has been rigorously tested and achieved a BS7950 status.

Security Glazing

It is essential that your unit remains in dry conditions. The Slim-Jim system has a unique glazing packer that is sprung in place for the glazed unit to sit on; creating a bridge between the sealed unit and any water or dampness. This is what prevents condensation forming inside the unit.



"Have used Thermaglaze in the past. Always an excellent service at competitive prices."



"We have always had very good service & couldn't wish for better installers on any of the times we have used Thermaglaze."

THE POPULAR CHOICE



GUESS WHAT!
IT'S ONLY
AVAILABLE FROM
THERMAGLAZE

Our popular Slim-Jim Window System

Whilst the Slim-Jim profiles remain technically the same, the system offers a choice of Bevelled or Ovolo beading, depending on your preference.

Slender Design and Clean Lines

The windows were designed to be symmetrical – with respect to all flat surfaces being similar in width. This ensures that the window is much slimmer and is more aesthetically pleasing on your home.

Slim-Jim Surpasses Energy Standards

The minimum Window Energy Rating (WER) required for all windows – in accordance with current legislation – at this time is a 'C'. Each WER rating (A, B & C) has varying degrees of standards, and our Slimline windows were awarded 'A+', making them extremely efficient.

These variances are highlighted by testing authorities, who provide tested windows with an Energy Index. The higher the Energy Index number, the more efficient the window is at retaining generated heat.

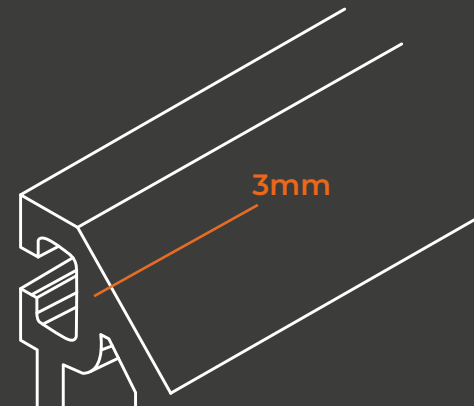
Available in two different profiles



Ovolo Bead
(Curved Profile)



Bevelled Bead
(Flat Profile)



"Excellent service
from beginning
to end with
no pressure."



Top grade uPVC

The European committee standards state that uPVC must have the highest category (CAT A) outside wall thickness of 2.8mm – the Slimline system is 3mm. Together with 5 chambers, it offers superb frame strength and rigidity that will last for years.

THERMAGLAZE

FEELS LIKE HOME



01985 840 904



www.thermaglaze.com



enquiries@thermaglaze.com



Showroom

12-14 Pound Barton
Sutton Veny
Warminster
BA12 7BT

Opening Times

Monday to Friday	9AM - 5PM
Saturday	9AM - 1PM